

ViewSmart 1600+ Controller

"The Art of Gas Detection" - Built with our Proven ST-72 Controller



Rack/Panel Mount



Nema 4X Fiberglass

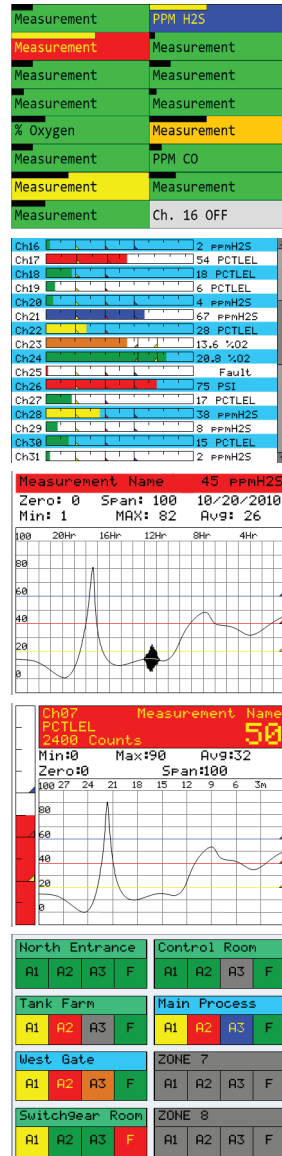
The **ViewSmart 1600+** controller combines the reliability of our proven ViewSmart 1600 controller with the advanced upgrades of our ViewSmart 6400 channel controller in one low cost package. The ViewSmart 1600+ provides simultaneous display and alarm functions for up to 16 input variables. 8 or 16 channel display modes, and I/O modules arranged in groups of 8 channels, allow economical configuration of systems. This easy-to-configure, user friendly controller is ideal for centralizing display and alarm functions in critical multipoint monitoring applications.

FEATURES

- 8/16 channel display modes accept inputs from many sensor types and signal ranges. Input types include 4-20mA and Modbus.
- Ethernet with Modbus TCP server/client and web server for configuration and monitoring
- RS-485 serial ports allow simultaneous Modbus Master/Slave operation. Two standard ports and two optional isolated ports
- Wireless Modbus and RC Systems' WaveNet wireless interfaces available
- Three independent alarm levels per channel. "Relay Acknowledge" feature allows silencing of external audible devices during alarm conditions
- QVGA Color LCD displays monitored data as trends, bar graphs and engineering units. Readouts change colors to indicate alarms
- Five standard SPDT 5-amp alarm relays. HORN, FAULT and three programmable alarm relays
- Options cards such as 4-20mA inputs, 4-20mA outputs, discrete and programmable alarm relays
- Cal Mode offers push-button zero/span calibration for remote sensor applications
- Authorization Mode allows locking of critical settings
- Data Logger onto SD card allows recording of input values, and events for more than 10 years
- Power supply options include both 150 and 600 Watt
- Magnetic keypad standard for non-intrusive operation in potentially hazardous locations
- Enclosures include wall mount NEMA 4X - Non-Metallic, 316 SS, XP and Rack/Panel Mount

SPECIFICATIONS

| | |
|----------------------------------|--|
| Input | 12 bit 4-20mA into 150 ohms input impedance; includes +power supply terminals for each channel for routing power to two or three wire transmitters |
| Serial Ports | Two standard RS485 ports Two additional isolated ports optional |
| Ethernet Port | Modbus TCP Master/Slave port with web server (Gateway for Ethernet IP, Bacnet, and other protocols available) |
| Alarm Relays | 5 amp 30VDC or 250VAC resistive Form C |
| Analog Outputs (Optional) | 16 bit 4-20mA output. Max load 800 ohms with nominal 24VDC power supply |
| Alarm Reset | Two 10-60VDC Alarm Reset Input Terminals |
| Digital Output | 400mA @ VDC |
| Display | QVGA 320 x 240 pixel TFT graphic LCD with LED backlight |
| Ambient Temperature Range | -25 - +60 degrees C |
| Power Supply | 10 - 30VDC (24VDC nominal) 12 Watts max required 10-0172 option = 150 Watt 10-0307 option = 600 Watt |
| Approvals | CE Approved CSA C22.2 No 1010.1 and C22.2 No.152 for combustibles and ISA S82.02 CSA Class I Div 2 Grps A, B, C, D |



MAIN DATA SCREEN

Displays all active channels on the same screen. Channel configurations include 16, active channels. Cells indicate alarm status by color.

BAR GRAPH SCREEN

Displays 16 channels at a time. Bar graphs change colors to indicate alarm status.

24 HOUR TREND SCREEN

Displays 1 channel at a time as most recent 24 hour trend. Top data fields include current reading, max - min - average readings over the 24 hours, range, channel ID and engineering units.

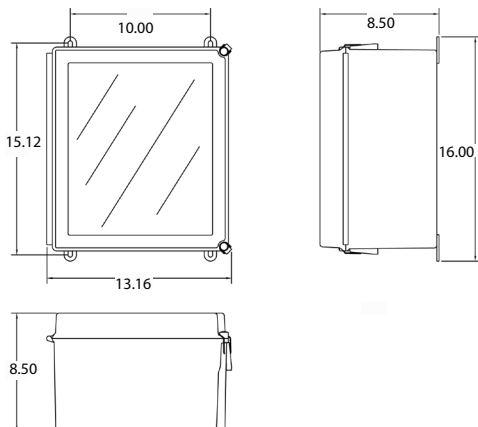
COMBINATION SCREEN

Displays 1 channel at a time as most recent 30-minute trend, bar graph and large engineering units. Top data fields include current reading, max - min - average readings for trouble shooting, range, channel ID, and engineering units. Readings change color and flash on alarms. Flashing color becomes steady after acknowledge.

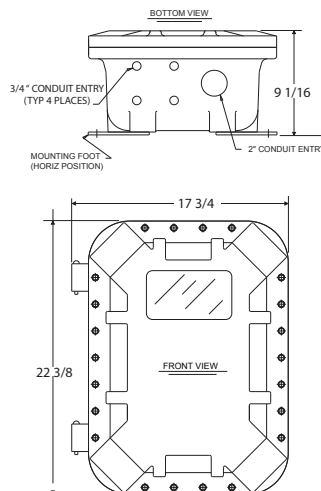
ZONE SCREEN

Displays all eight possible active zones. Alarm cells change colors and name field flashes indicating alarms. Allows user direct access to screen that shows which channels belong to each zone.

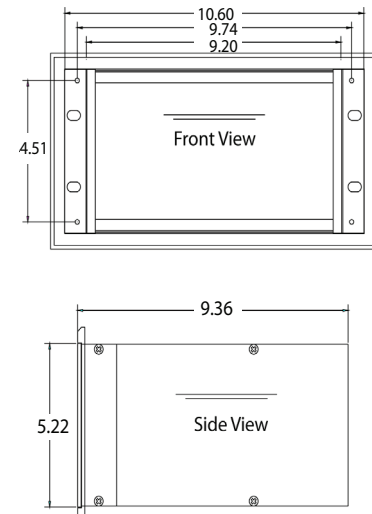
ViewSmart 1600+ Nema 4X Wall Mount



ViewSmart 1600+ Nema 7 Explosion Proof



ViewSmart 1600+ Rack/Panel Mount (19" Rack Spreader Plates Not Shown)



ALL DIMENSIONS IN INCHES