



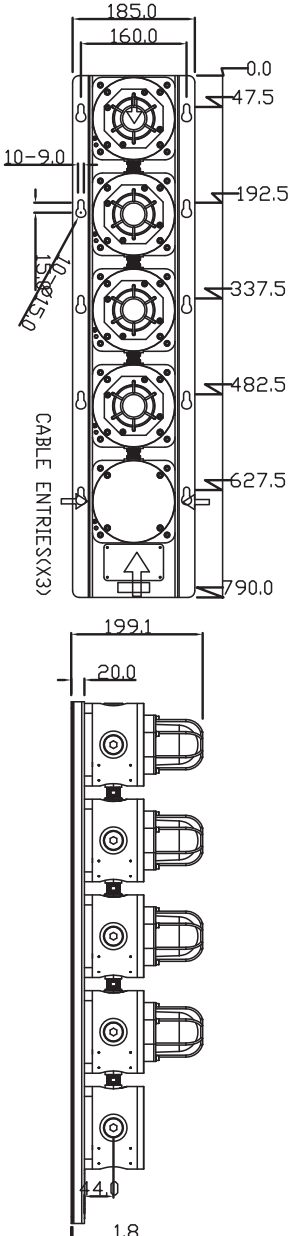
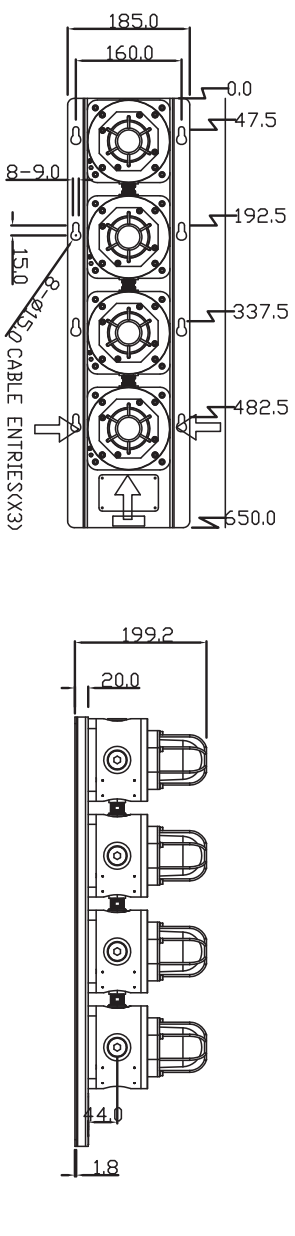
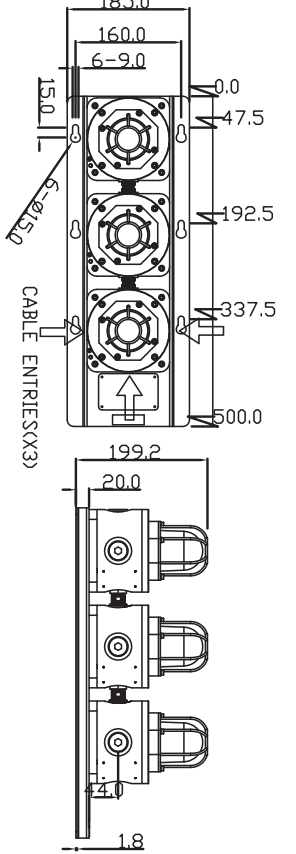
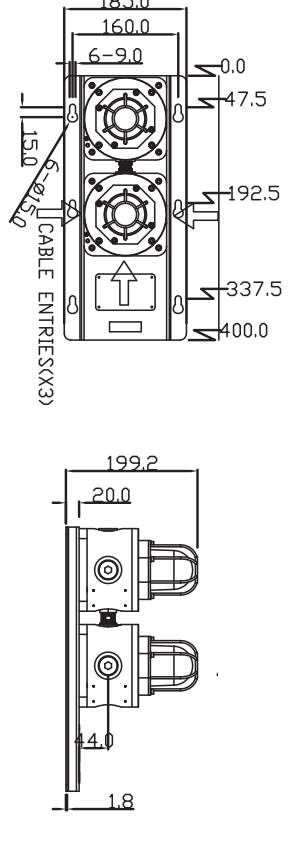


SL125N Weather-proof & Heavy Duty Status Light/Lamp

SL125N Series

IP66/67		Stainless Steel	
SL125N-D5J 	SL125N-C40 	SL125N-B30 	SL125N-A20 
			
<p>Combination Type:</p> <ul style="list-style-type: none"> SL125N-A20: 2 Beacon; SL125N-B30: 3 Beacons; SL125N-B3J: 2 Beacons & 1 Junction box; SL125N-B3P: 2 Beacons & 1 Push Button; SL125N-C40: 4 Beacons; SL125N-C4J: 3 Beacons & 1 Junction box; SL125N-C4P: 3 Beacons & 1 Push Button; SL125N-D50: 5 Beacons; <p>(SL125N-D5J, SL125N-D5P available)</p> <p>More Information about different type, please contact AMO sales.</p>			

Specification:

Certification:	ATEX: II 2G Exd IIC T4~T6
Ambient Temperature:	-40 to +70· C
Humidity:	Up to 95% RH
Ingress Protection:	IP66/67
Enclosure Material:	Stainless Steel
Plate& Lens Guard Material:	Stainless Steel (Lens Guard for Option)
Lens Cover Material:	Tampered Glass
Lens Colour:	Red, Yellow (Amber), Blue, Green, Clear
Enclosure Colour:	Red ,Blue, Black or Others (Selectable)
Mounting Plate Colour:	Natural Metallic Color
Weight:	SL125-A: 10.2 Kg; SL125-B: 14.2-15.0Kg; SL125-C: 19.1-20.0 Kg; SL125-D: 20.02-24.8Kg
Dimension:	SL125-A: L400*W185*H199 (mm); SL125-B: L500*W185*H199 (mm) SL125-C: L650*W185*H199 (mm); SL125-D: L690*W185*H199 (mm)
Beacon Type Selection:	LED or Xenon
Tube Energy for Xenon:	2,5,10,15,21 Joule for Selection
LED Output:	Yellow Lens Cover-112 Candela; Red-94 Candela; Green-78 Candela; Blue -60 Candela
Status Type:	Flash; Rotary (LED only); Steady (LED only)
Flash Rate:	60/75/120 times/min (Flash once a time);100/120/150 times/min (Flash twice a time) 120/150/180 times/min (Flash three times a time)
Rotary Rate (LED Only):	Rotary Rate is the same as Flash Rate. Rotary Type can be specially designed to provide LED in four different colors flashing in sequence.
Power Supply:	24V DC or 100-240 V AC
Power Consumption:	LED Beacon:5W Xenon Beacon:2 Joule-4W (Max); 5J-10W (Max);10J-15W (Max);15J-20W(Max); 21J: 25W(Max)
Working Currenty:	LED Beacon:220mA (Max) Xenon :2 Joule-160mA(Max); 5J-320mA(Max); 10J-650mA(Max); 15 J-1A(Max); 21J-1.4A (Max)
Terminals:	Accept up to 2.5mm ² Cable
Cable Entry:	2* M20, M25, 1/2" NPT, 3/4"NPT or Others
Electromagnetic:	CE ₀₄₇₀ Marked

Ordering Code

Prod-ucts	Combination Type	Lens Color	Type	Tube Energy (Xenon Only)	Voltage	Duty Label*	Tag Label*	Lens Guard*	Entry Size	Finish Color
SL125N	A20-2 Beacon	R- Red	L- LED	02-2 Joule	DC-12-48V DC	N-No	N-No	N-No	A- M20	R-Red
	B30- 3 Beacons	Y- Yellow		05-5 Joule					Y-Yes (Specify Wording)	Y-Yes (Specify Wording)
	B3J- 2 Beacons & 1 Junctin Box	B-Blue	X- Xenon	10-10 Joule	AC1-12-48V AC				C-1/2" NPT	BL-Black
		G-Green		15- 15 Joule					O-Others (Specify)	
	B3P- 2 Beacons & 1 Puch Button	C-Clear	20-20 Joule	AC2-100-240V AC	D-3/4" NPT				O-Others (Specify)	
	C40- 4 Beacons									
	C4J- 3 Beacons & 1 Junctin Box									
	C4P- 3 Beacons & 1 Puch Button									
	C40- 4 Beacons									
C4J- 3 Beacons & 1 Junctin Box										
C4P- 3 Beacons & 1 Puch Button										

i.e. SL125NC40RXYXBX05GLDCNNAR

SL125N	C40	RXYXBX	05	GL	DC	N	N	N	A	R
Product	4Beacons	Red, Yellow, Blue Xenon Beacons	5 Joule	Green LED Xeon	12-48V DC	No Duty Lable	No Tag Label	No Lens Guard	M20 Cable Entry	Red Finish

These * accessories need to be ordered seperately. Please refer to product datasheet for your information.